

11th November, 2025

To,
Department of Corporate Services
BSE Limited,
P. J. Towers, Dalal Street,
Mumbai - 400 001

Security Code: 542460
Security ID: ANUP

To,
Listing Department
National Stock Exchange of India Limited,
Exchange Plaza, 5th Floor Plot No. C/1,
G. Block Bandra - Kurla Complex,
Bandra (E), Mumbai - 400 051

Symbol: ANUP

Dear Sir/Madam,

Sub.: Newspaper publication pertaining to financial results of the Company

Pursuant to Regulation 47 of the SEBI (Listing Obligations and Disclosure Requirements) Regulations, 2015 as amended, please find enclosed copies of the newspaper publication pertaining to the extract of the financial results of the Company for the quarter and half year ended 30th September, 2025.

The said extract of the financial results was published in The Financial Express (In English - All India edition and in Gujarati - Ahmedabad Edition) on 11th November, 2025.

This is for your information and records.

This will also be hosted on Company's website at:
<https://www.anupengg.com/published-financial-results-as-specified-in-regulation-33-of-the-listing-regulation/>

Thanking you,

Yours faithfully,
For, The Anup Engineering Limited

Lay Desai
Company Secretary
Membership No. A57117

Encl.: As above

THE ANUP ENGINEERING LIMITED
CIN: L29306GJ2017PLC090905
Regd. Office: Behind 66 KV Elec. Sub Station, Odhav Road, Ahmedabad-382415
Website: www.anupengg.com Email: cs@anupengg.com
Ph.: +91-79-4025 8900 Investor connect: +91-79 4025 8920

Extract of Unaudited Consolidated Financial Results for the Quarter and half year ended on 30th September, 2025
(Regulation 33 read with Regulation 47(1)(b) of the SEBI (LODR) Regulation, 2015)

Sr.No.	Particulars	[Rs. in Lakhs except per share data]					
		Quarter Ended		Half Year Ended		Year Ended	
		30.09.2025	30.06.2025	30.09.2024	30.09.2025	30.09.2024	31.03.2025
		Unaudited	Unaudited	Unaudited	Unaudited	Unaudited	Audited
1	Revenue from Operations	23,227.98	17,523.24	19,314.11	40,751.22	33,913.37	73,278.60
2	Net Profit for the period (before Tax, Exceptional and/or Extraordinary items)	4,301.68	3,528.23	3,792.89	7,829.91	6,701.69	14,320.08
3	Net Profit for the period before tax (after Exceptional and/or Extraordinary items)	4,301.68	3,528.23	3,792.89	7,829.91	6,701.69	14,320.08
4	Net Profit for the period after tax (after Exceptional and/or Extraordinary items)	3,205.29	2,626.10	3,253.26	5,831.39	5,655.34	11,830.33
5	Total Comprehensive Income for the period [Comprising Profit for the period (after tax) and Other Comprehensive Income (after tax)]	2,913.76	2,743.41	3,195.99	5,657.17	5,640.91	11,756.78
6	Paid up Equity Share Capital	2002.65	2002.65	2002.65	2002.65	2000.25	2002.65
7	Earnings Per Share (of Rs. 10/- each)						
	Basic : Rs.	16.01	13.11	16.26	29.12	28.33	59.25
	Diluted: Rs.	15.95	13.07	16.23	29.02	28.30	59.04

Standalone information:

Sr.No.	Particulars	[Rs. in Lakhs]					
		Quarter Ended		Half Year Ended		Year Ended	
		30.09.2025	30.06.2025	30.09.2024	30.09.2025	30.09.2024	31.03.2025
		Unaudited	Unaudited	Unaudited	Unaudited	Unaudited	Audited
1	Revenue from Operations	23,264.38	16,942.21	18,787.32	40,206.59	33,215.78	70,826.50
2	Profit before tax	4,300.20	3,444.80	3,768.92	7,745.00	6,654.10	14,080.39
3	Profit after tax	3,202.59	2,553.14	3,231.45	5,755.73	5,615.79	11,685.00
4	Other Comprehensive Income/(Loss) (net of tax)	(291.67)	117.16	(57.27)	(174.51)	(14.43)	(74.13)
5	Total Comprehensive Income after tax	2,910.92	2,670.30	3,174.18	5,581.22	5,601.36	11,610.87

The unaudited consolidated and standalone financial results of The Anup Engineering Limited for the quarter and half year ended 30th September, 2025, have been reviewed by the Audit committee and thereafter approved by the Board of Directors at their meeting held on 10th November, 2025. The consolidated and standalone financial results are prepared in accordance with Indian Accounting Standards as prescribed under section 133 of the Companies Act 2013. The above is an extract of the detailed format of Quarterly Financial Results filed with the Stock Exchanges under Regulation 33 of the SEBI (Listing Obligations and Disclosure Requirements) Regulations, 2015. The full format of the Standalone and Consolidated Quarterly Financial Results are available on the Stock Exchange websites at www.bseindia.com and www.nseindia.com and on the company's website www.anupengg.com and the same can be accessed by scanning the QR Code

For The Anup Engineering Limited
Reginaldo Dsouza
Managing Director
DIN: 08590850

Place: Ahmedabad
Date: 10th November, 2025

SYRMA SGS TECHNOLOGY LIMITED
CIN: L30007MH2004PLC148165
Regd. Office: Unit F601, Floral Deck Plaza, Andheri East, Mumbai-400093.
Tel.: + 91 22 4038 3000, Website: www.syrmasgs.com, E-mail ID: investorrelations@syrmasgs.com

EXTRACT OF UNAUDITED FINANCIAL RESULTS FOR THE QUARTER AND SIX MONTHS ENDED 30 SEPTEMBER 2025
(Amount in Rs. Million)

Sr. No.	Particulars	Standalone			Consolidated		
		Current Quarter ended 30 September 2025	Current Six months ended 30 September 2025	Corresponding Quarter ended 30 September 2024	Current Quarter ended 30 September 2025	Current Six months ended 30 September 2025	Corresponding Quarter ended 30 September 2024
		1	Total Income from Operations	10,967.90	20,140.66	8,034.18	11,546.31
2	Net Profit for the period before tax	861.38	1,574.48	436.01	895.00	1,566.47	506.82
3	Net Profit for the period after tax	653.99	1,191.72	335.68	663.41	1,162.61	396.47
4	Total Comprehensive Income for the period [Comprising Profit for the period (after tax) and Other Comprehensive Income (after tax)]	656.20	1,186.63	354.32	681.68	1,187.19	404.53
5	Equity Share Capital	1,923.10	1,923.10	1,774.27	1,923.09	1,923.09	1,774.27
6	Other Equity as shown in the Audited Balance Sheet of current year	NA	25,958.57	NA	NA	26,165.89	NA
7	Earning per Share (of Rs. 10 each)						
	(1) Basic (Rs.)	3.51	6.53	1.99	3.44	6.23	2.04
	(2) Diluted (Rs.)	3.51	6.52	1.98	3.43	6.22	2.03

Note:
1) The above is an extract of the detailed format of Standalone and Consolidated Financial Results filed with BSE and NSE under Regulation 33 of the SEBI (Listing and Other Disclosure Requirements) Regulations, 2015. The full format of the Standalone and Consolidated Financial Results are available on the websites of BSE (www.bseindia.com), NSE (www.nseindia.com) and Company (https://syrmasgs.com).

For Syrma SGS Technology Limited
Sd/-
Jasbir Singh Gujral
Managing Director
DIN : 00198825

Place : Gurugram
Date : 10 November 2025

PATEL KNR INFRASTRUCTURES LTD.

CIN : U45201MH2006PLC162856
Regd Office : Patel Estate Road, Jogeshwari (W), Mumbai-400102.
Email : cs.pkil@pateleng.com

UNAUDITED FINANCIAL RESULTS FOR THE QUARTER AND HALF YEAR ENDED SEPTEMBER 30, 2025

Pursuant to proviso to sub-regulation 8 of Regulation 52 of SEBI (Listing Obligations and Disclosure Requirements) Regulations 2015, the Company is hereby publishing Unaudited financial results of the Company for the Quarter and Half Year ended September 30, 2025 in the form of a QR code, as follows:



The Unaudited financial results for the quarter and half year ended September 30, 2025 are filed with the Stock Exchange under Regulation 52 of SEBI (Listing Obligation and Disclosure Requirements) Regulations, 2015. The full format of the Audited Financial Results for the quarter and half year ended September 30, 2025 is available on the Stock Exchange website namely, NSE Ltd. - https://nsearchives.nseindia.com/content/debt/WDM/PKIL_10112025_183706_PKILOutcomeofBMAUFRSept2025.pdf and Company website - https://www.knrcil.com/images/pkil/fs-pkil/fs2025-26/PKIL_UAFR_Sept_2025.pdf.

The said financial results were reviewed and approved and taken on record by the Board in their meeting held on November 10, 2025. The statutory auditors have carried out a limited review of the above results for the quarter and half year ended September 30, 2025.

Kavita Shirvaikar
Director & CEO
DIN : 07737376

Mumbai
November 10, 2025

POWER MECH PROJECTS LIMITED
Registered & Corporate Office: Plot No.77, Jubilee Enclave, Madhapur, Hyderabad - 500081, Telangana.
Phone: 040-30444418, CIN: L74140TG1999PLC032156, Email - cs@powermech.net, Website: www.powermechprojects.com

EXTRACT OF STANDALONE AND CONSOLIDATED UNAUDITED FINANCIAL RESULTS FOR THE QUARTER AND HALF YEAR ENDED 30TH SEPTEMBER 2025 (Rs. in Crores)

Sl. No.	PARTICULARS	STANDALONE							CONSOLIDATED						
		Quarter Ended 30-09-2025 (UnAudited)	Quarter Ended 30-06-2025 (UnAudited)	Quarter Ended 30-09-2024 (UnAudited)	Half Year Ended 30-09-2025 (UnAudited)	Half Year Ended 30-09-2024 (UnAudited)	Year Ended 31-03-2025 (Audited)	Quarter Ended 30-09-2025 (UnAudited)	Quarter Ended 30-06-2025 (UnAudited)	Quarter Ended 30-09-2024 (UnAudited)	Half Year Ended 30-09-2025 (UnAudited)	Half Year Ended 30-09-2024 (UnAudited)	Year Ended 31-03-2025 (Audited)		
		1	Total income from operations	1,105.35	905.27	955.46	2,010.62	1,812.55	4,435.42	1,237.87	1,293.41	1,035.49	2,531.29	2,042.89	5,234.14
2	Net profit for the period (before Tax, Exceptional and / or Extraordinary items)	94.22	70.71	89.69	164.93	170.00	418.69	111.37	135.59	100.90	246.94	189.05	491.24		
3	Net profit for the period before tax (after exceptional and / or Extraordinary items)	94.22	70.71	89.69	164.93	170.00	418.69	111.37	135.59	100.90	246.94	189.05	491.24		
4	Net profit for the period after tax (after exceptional and / or Extraordinary items) (Attributable to Equity holders of the parent in case of consolidation)	64.36	49.80	64.31	114.14	121.90	300.53	74.92	52.52	67.07	127.43	127.20	326.48		
5	Total comprehensive income for the period (comprising profit for the period (after tax) and other comprehensive income (after tax)) (Attributable to Equity holders of the parent in case of consolidation)	64.57	50.02	64.00	114.58	121.27	301.39	75.80	52.78	65.46	128.55	123.24	324.99		
6	Paid up equity share capital	31.62	31.62	15.81	31.62	15.81	31.62	31.62	31.62	15.81	31.62	15.81	31.62		
7	Other equity						2,073.70						2,128.30		
8	Earnings Per Share (of Rs. 10/- each) (not annualised)														
	Basic and Diluted	20.36	15.75	20.34	36.11	38.56	95.05	23.70	16.61	21.22	40.31	40.24	103.26		

NOTES:
1) These financial results were reviewed and recommended by the Audit Committee and approved by the Board of Directors at their meetings held on November 10, 2025. These results are as per Regulation 33 of the SEBI (Listing Obligations and Disclosure Requirements) Regulations, 2015, as amended. The statutory auditors have carried out a limited review of the financial results for the quarter and half year ended September 30, 2025.
2) The above is an extract of the detailed format of Quarterly and Half Year Financial Results filed with the Stock Exchanges under Regulation 33 of the SEBI (Listing Obligations and Disclosure Requirements) Regulations, 2015. The full format of the quarterly/annual financial results and notes there to are available on the stock exchange websites (www.nseindia.com and www.bseindia.com) and on Company's website (www.powermechprojects.com)
3) Tax expenses for the half-year ended September 30, 2024 includes provision made towards tax liability amounting to Rs. 6.14 crore that has arisen consequent to the completion of assessments made on account of search operations conducted u/s 132 of Income-tax Act during the period July, 2022.
4) Earnings per Share (EPS) for the quarter and half-year ended September 30, 2024 has been restated consequent to the issue of bonus shares in the ratio of 1:1 which were allotted on October 9th, 2024.
5) Figures for the previous periods have been regrouped and reclassified wherever necessary to conform to current period classification.

For and on behalf of
POWER MECH PROJECTS LIMITED
Sd/-
S. Kishore Babu
Chairman & Managing Director
DIN : 00971313

Place : Hyderabad
Date : 10-11-2025

Texmaco INFRASTRUCTURE & HOLDINGS LIMITED
Infrastructure & Holdings Ltd.
CIN : L70101WB1939PLC009800
Regd. Office : Belgharia, Kolkata -700 056
Phone : (033) 2569 1500, E-mail : texinfra_cs@texmaco.in, Website : www.texinfra.in

UN-AUDITED FINANCIAL RESULTS FOR THE QUARTER AND HALF YEAR ENDED 30TH SEPTEMBER, 2025

Based on the recommendation of the Audit Committee, the Board of Directors of Texmaco Infrastructure & Holdings Limited ("the Company") at its Meeting held on 10th November, 2025 has approved the Un-audited Standalone and Consolidated Financial Results for the quarter and half year ended 30th September, 2025, in terms of Regulation 33 of SEBI (Listing Obligations and Disclosure Requirements) Regulations, 2015.

The aforementioned Financial Results along with the Limited Review Report of the Statutory Auditors have been posted on the Company's website at www.texmaco.in, the websites of the Stock Exchange(s) i.e. www.nseindia.com and www.bseindia.com and can be accessed by scanning the QR code.

By Order of the Board
For Texmaco Infrastructure & Holdings Limited
Sd/-
Ravi Todi
Independent Director
DIN: 00080388

Date : 10th November, 2025
Place : Kolkata

Note: The above intimation is in accordance with Regulation 33 read with Regulation 47(1) of the SEBI (Listing Obligations and Disclosure Requirements) Regulations, 2015.

GOX GMR Goa International Airport Limited
Regd. Office: Administrative Block, Manohar International Airport, Taluka Pernem, Mopa, North Goa - 403512, Goa, India. Phone: +91-832-2499000, Fax: +91-832-2499020, Email: secretariat.gga@gmrgroup.in
Website: www.gmrgroup.in/goa | CIN: L40300GA2016PLC030317

STATEMENT OF UNAUDITED FINANCIAL RESULTS FOR THE SIX MONTHS ENDED SEPTEMBER 30, 2025 (Amount in ₹ Lakhs)


Sl. no.	Particulars	Quarter ended 30-09-25	Quarter ended 30-09-24	Year ended 31-03-25
		Unaudited/ Reviewed	Unaudited/ Reviewed	Audited
1	Total Income from Operations	8,362.84	9,785.53	43,697.39
2	Net Profit/ (Loss) for the period (before Tax, Exceptional and/ or Extraordinary items)	(10,140.87)	(6,467.03)	(26,954.08)
3	Net Profit/ (Loss) for the period before Tax (after Exceptional and/ or Extraordinary items)	(10,140.87)	(6,467.03)	(26,954.08)
4	Net Profit/ (Loss) for the period after Tax (after Exceptional and/ or Extraordinary items)	(10,140.87)	(6,467.03)	(26,954.08)
5	Total Comprehensive Income/ (Loss) for the period [Comprising Profit/ (Loss) for the period (after tax) and Other Comprehensive Income (after tax)]	(10,045.06)	(6,476.63)	(26,925.28)
6	Paid-up Equity Share Capital (Face Value of ₹10/- per equity share)	65,700.00	65,700.00	65,700.00
7	Reserves (Other Equity)	(35,163.25)	(1,796.97)	(15,905.38)
8	Securities Premium Account (Refer note 4)	-	-	-
9	Net Worth (Refer note 5)	30,536.75	63,903.03	49,794.62
10	Paid up Debt Capital/ Outstanding Debt	2,72,290.94	2,68,777.81	2,72,384.03
11	Outstanding Redeemable Preference Shares (Refer note 4)	-	-	-
12	Debt Equity Ratio (Refer note 6)	8.92	4.21	5.47
13	Earnings Per Share (EPS) (Face value of ₹10 per equity share) (*not annualised)			
	1. Basic (amount in ₹)	(1.54)	(0.98)	(4.10)
	2. Diluted (amount in ₹)	(1.54)	(0.98)	(4.10)
14	Capital Redemption Reserve (Refer note 4)	-	-	-
15	Debt Redemption Reserve	-	-	-
16	Debt Service Coverage Ratio (Refer note 7)*	0.17	0.52	0.45
17	Interest Service Coverage Ratio (Refer note 8)*	0.38	0.62	0.63
18	Current Ratio (Refer note 9)	1.01	0.91	0.97
19	Long Term Debt to Working Capital (Refer note 9)	1,481.80	(99.09)	(378.36)
20	Current Liability Ratio (Refer note 9)	0.10	0.09	0.08
21	Total Debt to Total Assets (Refer note 9)	0.79	0.74	0.76
22	Debtors Turnover Ratio (Refer note 9)	3.16	4.48	24.50
23	Operating Margin (%) (Refer note 9)	-37.39%	1.96%	1.61%
24	Net Profit/ (Loss) Margin (%) (Refer note 9)	-132.07%	-68.86%	-68.16%

*Not annualised (except for the year ended March 31, 2025)

Notes:
1. The above is an extract of the detailed format of the quarterly financial results filed with BSE Limited under Regulation 52 of the SEBI (Listing Obligations and Disclosure Requirements) Regulations, 2015. The full format of the quarterly financial results are available on the website of the stock exchange i.e. www.bseindia.com and on the Company's website: www.gmrgroup.in/goa.
2. The applicable information required to be furnished under Regulation 52(4) of the SEBI (Listing Obligations and Disclosure Requirements) Regulations, 2015 has been submitted to the stock exchange i.e. BSE Limited and the same can be accessed on the website of the stock exchange i.e. www.bseindia.com and on the Company's website: www.gmrgroup.in/goa.
3. There is no impact on net profit/loss, total comprehensive income or any other relevant financial item(s) due to change(s) in accounting policies.
4. Securities Premium account, Outstanding Redeemable Preference Shares, Capital Redemption Reserve, Bad debts to Accounts Receivable Ratio and Inventory Turnover Ratio are not applicable for the Company.
5. Net Worth (paid up equity share capital plus Other Equity (including gain on equity instruments designated at Fair Value through Other Comprehensive Income) as on September 30, 2025 is ₹30,536.75 Lakhs (September 30, 2024: ₹63,903.03 Lakhs; March 31, 2025: ₹49,794.62 Lakhs).
6. Debt Equity ratio represents (Borrowings/ Shareholder's Fund), Shareholder's funds is Equity shares plus Other Equity. Debt Equity ratio (including gain on equity instrument designated at Fair Value through Other Comprehensive Income) as on September 30, 2025 is 8.92 (September 30, 2024: 4.21; March 31, 2025: 5.47).
7. Debt Service Coverage Ratio represents earnings available for debt services (Net Profit after taxes - exceptional item + Non-cash operating expenses like depreciation and other amortizations + Interest - other adjustments like profit/ loss on sale of Fixed assets etc.) / Debt service (Interest, option & Lease payments + Principal Repayments).
8. Interest Service Coverage Ratio represents earnings available for debt services (Net Profit after taxes - exceptional item + Non-cash operating expenses like depreciation and other amortizations + Interest - other adjustments like profit/ loss on sale of Fixed assets etc.) / Debt service (Interest, option & Lease payments + Principal).
9. a) Current Ratio represents current assets/ current liabilities.
b) Long Term Debt to Working Capital represents (long term borrowings + long term lease liabilities)/ (current assets less current liabilities).
c) Current Liability Ratio represents current liabilities/ total liabilities.
d) Total Debt to Total Assets represents total debt (including lease liabilities)/ total assets.
e) Debtors Turnover Ratio represents revenue from operations/ average trade receivables (including unbilled receivables).
f) Debtors Turnover Ratio represents revenue from operations/ average trade receivables (including unbilled receivables).
g) Net Profit Margin % represents profit after tax/ revenue from operations.
h) Operating Profit Margin % represents (Earnings before interest and tax)/ revenue from operations.

For and on behalf of the Board of Directors of
GMR Goa International Airport Limited
Sd/-
Narayana Rao Kada
Director (DIN:00016262)

Place : New Delhi
Date : November 10, 2025




Alembic Limited
CIN: L26100GJ1907PLC000033
Regd. Office: Alembic Road, Vadodara - 390 003
Website: www.alembiclimited.com
Email: alembic.investors@alembic.co.in
Tel: +91 265 6637000

UNAUDITED FINANCIAL RESULTS FOR THE QUARTER AND HALF YEAR ENDED ON 30TH SEPTEMBER, 2025


Pursuant to Regulation 33 of Securities and Exchange Board of India (Listing Obligations and Disclosure Requirements) Regulations, 2015, based on the recommendation of the Audit Committee, the Board of Directors of Alembic Limited ('the Company') at its meeting held on 10th November, 2025 has approved the Unaudited Financial Results for the quarter and half year ended on 30th September, 2025 along with limited review report issued by the Statutory Auditors of the Company.

The aforementioned financial results along with the limited review report of the Statutory Auditors thereon are available on <https://www.alembiclimited.com/index.html#ar> and can also be accessed by scanning the Quick Response (QR) Code given below:



For Alembic Limited
Sd/-
Chirayu Amin
Chairman

Date : 10th November, 2025
Place : Vadodara



SMALL INDUSTRIES DEVELOPMENT BANK OF INDIA
(Established under the Small Industries Development Bank of India Act, 1989)
Head Office: SIDBI Tower, 15, Ashok Marg, Lucknow-226 001

STANDALONE FINANCIAL RESULTS FOR THE QUARTER AND HALF YEAR ENDED SEPTEMBER 30, 2025

Particulars	Quarter Ended			Half Year Ended		
	30.09.2025	30.06.2025	30.09.2024	30.09.2025	30.09.2024	31.03.2025
	[Reviewed]	[Reviewed]	[Audited]	[Reviewed]	[Audited]	[Audited]
1. Interest earned (a)+(b)+(c)+(d)	10,183	10,307	9,224	20,490	18,379	37,831
(a) Interest/disc. on advances/bills	8,768	9,061	7,973	17,829	15,994	33,042
(b) Income on investments	690	666	610	1,356	1,196	2,449
(c) Interest on balances with Reserve Bank of India and other inter bank funds	725	580	641	1,305	1,189	2,340
(d) Others	-	-	-	-	-	-
2. Other Income	159	127	175	286	308	680
3. Total Income (1+2)	10,342	10,434	9,399	20,776	18,687	38,511
4. Interest Expended	7,594	7,846	6,743	15,440	13,575	28,351
5. Operating Expenses (i)+(ii)	360	320	365	680	643	1,430
(i) Employees cost	197	220	213	417	390	773
(ii) Other operating expenses	163	100	152	263	253	657
6. Total Expenditure (4+5) excluding provisions and contingencies	7,954	8,166	7,108	16,120	14,218	29,781
7. Operating Profit before Provisions and Contingencies (3-6)	2,388	2,268	2,291	4,656	4,469	8,730
8. Provisions (other than tax) and Contingencies (Net of write back)	187	(21)	40	166	42	2,332
9. Exceptional Items	-	-	-	-	-	-
10. Profit (+)/ Loss (-) from Ordinary Activities before tax (7-8+9)	2,201	2,289	2,251	4,490	4,427	6,398
11. Tax expense [Net of DTA/DTL]	509	547	562	1,056	1,103	1,587
12. Net Profit(+)/ Loss(-) from Ordinary Activities after tax (10-11)	1,692	1,742	1,689	3,434	3,324	4,811
13. Extraordinary items (net of tax expense)	-	-	-	-	-	-
14. Net Profit (+)/ Loss (-) for the period (12-13)	1,692	1,742	1,689	3,434	3,324	4,811
15. Paid-up equity share capital (Face Value ₹10 each)	569	569	569	569	569	569
16. Reserves excluding Revaluation Reserves	38,942	37,250	34,155	38,942	34,155	35,508
17. Analytical Ratios						
(i) Percentage of shares held by Government of India	20.85%	20.85%	20.85%	20.85%	20.85%	20.85%
(ii) Capital Adequacy Ratio (BASEL III)	18.51%	19.10%	19.49%	18.51%	19.49%	19.62%
(iii) Earnings Per Share (Basic & Diluted) (EPS)	29.77#	30.64#	29.71#	60.40#	58.47#	84.62
(iv) NPA Ratios						
a) Amount of Gross NPA	390	312	35	390	35	183
b) Amount of Net NPA	0.00	0.00	0.00	0.00	0.00	0.00
c) % of Gross NPA	0.08	0.07	0.01	0.08	0.01	0.04
d) % of Net NPA	0.00	0.00	0.00	0.00	0.00	0.00
(v) Return on Assets (after Tax) (annualised)	1.19%	1.23%	1.32%	1.20%	1.29%	0.89%
(vi) Net Worth	36,587	34,341	32,775	36,587	32,775	32,330
(vii) Outstanding Redeemable Preference Shares	-	-	-	-	-	-
(viii) Capital Redemption Reserve	-	-	-	-	-	-
(ix) Debenture Redemption Reserve	-	-	-	-	-	-
(x) Operating Margin	23.09%	21.74%	24.37%	22.41%	23.92%	22.67%
(xi) Net Profit Margin	16.36%	16.70%	17.97%	16.53%	17.79%	12.49%
(xii) Debt - Equity Ratio *	8.91	8.87	8.07	8.91	8.07	9.81
(xiii) Total Debts to Total Assets (%) *	55.87	53.80	50.52	55.87	50.52	55.83

Not annualised
*Debt denotes total Borrowings (excluding Deposits)

Notes:

- The Significant Accounting Policies followed in preparation of these financial results, in all material aspects, are consistent with those followed in preparation of the annual financial statements for the year ended March 31, 2025.
- The above results have been approved by the Board of Directors at their meeting held on November 10, 2025.
- The figures for the second quarter in each of the financial years are the balancing figures between audited/reviewed figures in respect of the half year end and the published year to date reviewed figures up to the end of first quarter of the respective financial year.
- The financial results for the half year ended September 30, 2025 have been arrived at, after considering provisions for Non-performing assets, Standard Assets, Depreciation on Fixed Assets, Amortization of discount, Income on investments/ bond issue expenses and Investment Depreciation on the basis of prudential norms issued by Reserve Bank of India. Income Tax, Deferred tax and other usual and necessary provisions including employee benefits made on an estimated/ proportionate basis, wherever required and subject to adjustment at the year-end.
- The Bank is making an additional provision on standard advances at rates higher than minimum stipulated under IRAC norms, as per the Board approved Accelerated Provisioning Policy. Accordingly, the Bank holds additional provision on standard advances (including restructured accounts) of ₹ 3,648.99 crore on September 30, 2025.
- Details of resolution plan implemented under the Resolution Framework for COVID-19-related Stress as per RBI circular dated August 06, 2020 (Resolution Framework 1.0) and May 05, 2021 (Resolution Framework 2.0) are given below:

Type of borrower	Exposure to accounts classified as Standard consequent to Implementation of resolution plan - Position as at the end of the previous March 31, 2025 (A)	Of (A), aggregate debt that slipped into NPA during the half-year	Of (A) amount written off during the half-year	Of (A) amount paid by the borrowers during the half-year \$	Exposure to accounts classified as Standard consequent to Implementation of resolution plan - Position as at the end of September 30, 2025
Personal Loans	---	---	---	---	---
Corporate persons	6.09	0.00	0.00	(1.39)	4.70
Of which MSMEs	6.09	0.00	0.00	(1.39)	4.70
Others	---	---	---	---	---
Total	6.09	0.00	0.00	(1.39)	4.70

\$ Represents net movement in balance outstanding.

7) Details of loans transferred / acquired during the half year ended September 30, 2025, under the RBI Master Direction on Transfer of Loan Exposures dated September 24, 2021 are given below:
Transfer of Loans:
i. Details of non-performing assets (NPAs) transferred:

Particulars	To ARCs	To permitted transferees	To other transferees
No. of accounts	1	-	-
Aggregate principal outstanding of loans transferred	5.44	-	-
Weighted average residual tenor of the loans transferred	NA	-	-
Net book value of loans transferred (at the time of transfer)	-	-	-
Aggregate consideration	3.43	-	-

Additional consideration realized in respect of accounts transferred in earlier years

During the half year ended September 30, 2025, no investment made in Security Receipts (SRs). All the Security Receipts held are provided for and hence the net book value is nil. Excess provisions reversed to the profit and loss account on account of sale of stressed loans was nil.

- The Bank has not transferred any loans not in default/ Special Mention Accounts (SMA).
- Purchase of Loans:
iii. The Bank has not acquired any stressed loan.
- Details of loans not in default acquired during the half year ended September 30, 2025, through assignment are given below:

Particulars	2025-26(HY1)	2024-25 (FY)
Aggregate amount of loans acquired (₹ in crore)	551.54	1,157.11
Weighted average residual maturity (in months)	102.84	127.48
Weighted average holding period by the originator (in months)	9.16	10.43
Retention of beneficial economic interest by the originator	17.66%	20.00%
Tangible security coverage	198.27%	216.75%
Rating-wise distribution of rated loans	Not Applicable	Not Applicable

8) Income includes prior period income of ₹57 crore related to capital gain and deemed dividend on account of merger of an investee company, viz. Fincare Business Services Ltd., with AU Small Finance Bank and concomitant swap of shares.

9) Floating provision is not considered for computation of net NPAs.

10) Previous period's figures have been regrouped / reclassified wherever necessary to conform to current period classification.

11) As per RBI's letter dated May 15, 2019, implementation of IND-AS has been deferred for AIFIs until further notice.

12) In terms of RBI Circular no. RBI/2023-24/90 DOR.STR.REC.58/21.04.048/2023-24 dated December 19, 2023- Investments in Alternative Investment Funds (AIFs) and subsequent clarification vide circular no. RBI/2023-24/140 DOR.STR.REC.85/21.04.048/2023-24 dated March 27, 2024, Bank has reassessed the impact and continue to hold provision of ₹16 crore for the half year ended September 30, 2025.


13) In terms of RBI circular no. RBI/DoR/2023-24/105 DoR.FIN.REC.40/01.02.000/2023-24 dated September 21, 2023, AIFIs are required to disclose capital adequacy ratio and applicable Pillar 3 disclosures under BASEL III capital regulations from quarter ended June 30, 2024. Pillar 3 disclosures under BASEL III capital regulations are being made available on Bank's website i.e. <https://www.sidbi.in/listing-disclosure>. These disclosures have not been subjected to Limited Review by the Statutory Auditors.

14) The above results have been subjected to Limited Review by the Statutory Auditors.

By order of the Board
Sd/-
[Manoj Mittal]
Chairman & Managing Director

Dated: November 10, 2025
Place: New Delhi

Visit our website: www.sidbi.in




THE ANUP ENGINEERING LIMITED
CIN: L29306GJ2017PLC099085
Regd. Office: Behind 66 KV Elec. Sub Station, Odhav Road, Ahmedabad-382415
Website: www.anupengg.com Email: cs@anupengg.com
Ph.: +91-79-4025 8900 Investor connect: +91 -79 4025 8920

Extract of Unaudited Consolidated Financial Results for the Quarter and half year ended on 30th September, 2025
(Regulation 33 read with Regulation 47(1)(b) of the SEBI (LODR) Regulation, 2015)

Sr. No.	Particulars	[Rs. in Lakhs except per share data]					
		Quarter Ended		Half Year Ended		Year Ended	
		30.09.2025	30.06.2025	30.09.2024	30.09.2025	30.09.2024	31.03.2025
1	Revenue from Operations	23,227.98	17,523.24	19,314.11	40,751.22	33,913.37	73,278.60
2	Net Profit for the period (before Tax, Exceptional and/or Extraordinary items)	4,301.68	3,528.23	3,792.89	7,829.91	6,701.69	14,320.08
3	Net Profit for the period before tax (after Exceptional and/or Extraordinary items)	4,301.68	3,528.23	3,792.89	7,829.91	6,701.69	14,320.08
4	Net Profit for the period after tax (after Exceptional and/or Extraordinary items)	3,205.29	2,626.10	3,253.26	5,831.39	5,655.34	11,830.33
5	Total Comprehensive Income for the period [Comprising Profit for the period (after tax) and Other Comprehensive Income (after tax)]	2,913.76	2,743.41	3,195.99	5,657.17	5,640.91	11,756.78
6	Paid up Equity Share Capital	2002.65	2002.65	2002.65	2002.65	2000.25	2002.65
7	Earnings Per Share (of Rs. 10/- each) Basic : Rs. Diluted: Rs.	16.01 15.95	13.11 13.07	16.26 16.23	29.12 29.02	28.33 28.30	59.25 59.04


The unaudited consolidated and standalone financial results of The Anup Engineering Limited for the quarter and half year ended 30th September, 2025, have been reviewed by the Audit committee and thereafter approved by the Board of Directors at their meeting held on 10th November, 2025. The consolidated and standalone financial results are prepared in accordance with Indian Accounting Standards as prescribed under section 133 of the Companies Act 2013. The above is an extract of the detailed format of Quarterly Financial Results filed with the Stock Exchanges under Regulation 33 of the SEBI (Listing Obligations and Disclosure Requirements) Regulations, 2015. The full format of the Standalone and Consolidated Quarterly Financial Results are available on the Stock Exchange websites at www.bseindia.com and www.nseindia.com and on the company's website www.anupengg.com and the same can be accessed by scanning the QR Code



SCAN HERE TO READ

For The Anup Engineering Limited
Reginaldo Dsouza
Managing Director
DIN: 08590850

Place: Ahmedabad
Date: 10th November, 2025



PUDUMJEE PAPER PRODUCTS LIMITED
Regd. Office : Thergaon, Pune - 411033.
Tel.: 020 - 40773333, E-Mail: pune@pudumjee.com
Website: www.pudumjee.com, CIN: L21098PN2015PLC153717


STATEMENT OF UNAUDITED FINANCIAL RESULTS FOR THE QUARTER AND HALF YEAR ENDED 30TH SEPTEMBER 2025

(₹ in Lakhs, unless otherwise stated)

Sr. No.	Particulars	Quarter Ended			Half year ended		Year ended
		30-Sept-2025	30-Jun-2025	30-Sept-2024	30-Sept-2025	30-Sept-2024	31-Mar-2025
		Unaudited	Unaudited	Unaudited	Unaudited	Unaudited	Audited
1.	Total Income from operations	20,713	19,645	22,247	40,358	42,531	80,908
2.	Profit before Interest, Depreciation and Tax (EBITDA)	2,727	5,225	4,405	7,952	8,507	14,503
3.	Net Profit / (loss) for the period (before tax)	2,306	4,829	3,999	7,135	7,703	12,872
4.	Net Profit / (loss) for the period after tax	1,692	3,624	2,976	5,316	5,733	9,576
5.	Total Comprehensive Income for the period [Comprising Profit for the period and Other Comprehensive Income (after tax)]	1,522	3,905	3,072	5,427	5,960	9,627
6.	Equity Share Capital	950	950	950	950	950	950
7.	Other equity excluding Revaluation Reserves as per balance sheet						57,338
8.	Earning per share Basic and Diluted (₹)	1.78	3.82	3.13	5.60	6.04	10.09

Notes:

- The above financial results were reviewed and recommended by the Audit Committee and taken on record by the Board of Directors.
- This statement has been prepared in accordance with the Companies (Indian Accounting Standards) Rules, 2015 (Ind AS) prescribed under Section 133 of the Companies Act, 2013 and other recognised accounting practices and policies to the extent applicable.
- The Limited Review under Regulation 33 of the SEBI (Listing Obligations and Disclosure Requirements) Regulation, 2015 has been carried out by the Statutory Auditors.
- The figures for previous period have been recast and regrouped wherever necessary to conform to current period's presentations.
- The above is an extract of the detailed format of Financial results for the Quarter and half year ended 30th September, 2025 filed with the Stock Exchanges under Regulation 33 of SEBI (Listing Obligations and Disclosure Requirements) Regulation, 2015. The full format of these financial results are available on the Stock Exchange website (www.bseindia.com and www.nseindia.com) and the Company's website (www.pudumjee.com). The same can also be accessed by scanning quick response code provided below.



For and on behalf of
The Board of Directors,
Arunkumar M. Jatia
Executive Chairman

Place : Pune
Date : 10th November, 2025
pudumjeepapers



I arrive at a conclusion not an assumption.

Inform your opinion with detailed analysis.



The Indian Express.
For the Indian Intelligent.

The Indian EXPRESS
— JOURNALISM OF COURAGE —